SONNENKRAFT

POWER MODULES ALPIN

FOR HIGH SNOW LOADS

325 Wp Alpin black
440 Wp Alpin black

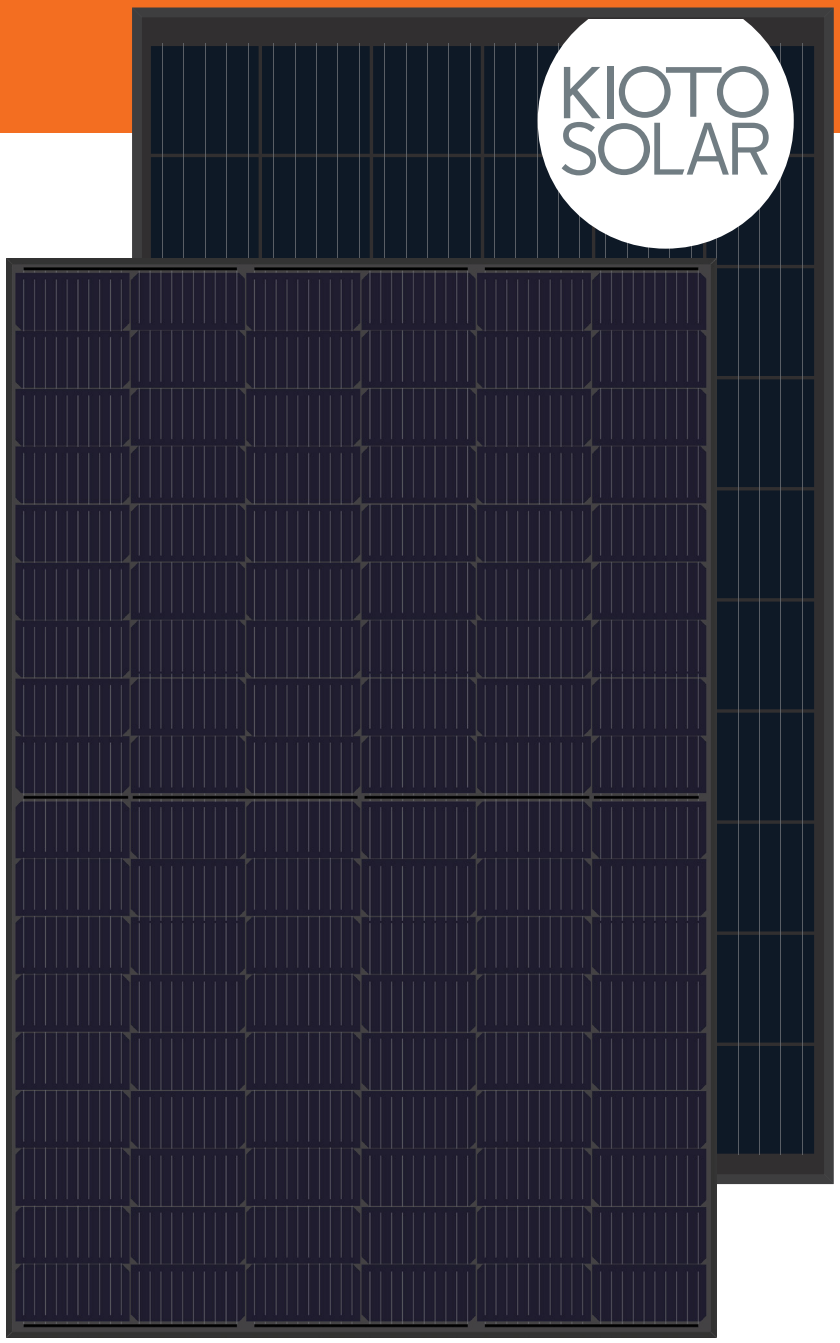

Highest load capacity

Suitable for areas with high snow loads,
Can withstand loads of up to 8000 Pa depending on the installation situation.

Stable frame concept

40 mm aluminum frame with miter cut
for maximum technical safety (increased wall thickness) and flexibility (mounting holes).

Glare-reduced glass

Strong 4 mm solar glass with reduced glare thanks to anti-reflective coating.

Stronger module design

Better stiffening of the module thanks to optional backrails on the back of the module (for 325 Wp Alpin).

EXTREME!
The most stable modules for the toughest conditions.

SONNENKRAFT ENERGY GmbH, Solarstrasse 1, 9300 St. Veit/Glan, Austria | +43 4212 28300 | office@sonnenkraft.com | sonnenkraft.com

AUSTRIA

Glass-foil module

POWER MODULWE ALPIN for high snow loads

SONNENKRAFT

Module data	325 Wp	440 Wp
	Alpin black	Alpin black
Modulename	KPV ME NEC 325Wp Alpin Black	KPV 4340Wp HC Alpin Black
Matchcode	KPV325BA	KPV440HCBA
Pmpp	325 Wp	440 Wp
Umpp	33,81 V	34,06 V
Impp	9,65 A	12,93 A
Uoc	40,12 V	39,78 V
Isc	10,09 A	13,63 A
Efficiency	19,31 %	22,02 %
Area requirement/kWp	5,18 m^2	4,54 m^2

Electrical data		
Cells	60 PERC full cells (6 x 10) 158,75 x 158,75 mm (5 busbar)	108 TOPCON half cells (6 x 18) 182 x 91 mm (16 busbar)
Connection and plug system	central junction box with original Stäubli MC4 connectors	central junction box with original Stäubli MC4 connectors
Max. system voltage	1000 V DC	
Power tolerance	+5 W / -0 W (measurement under standard test conditions)	
Temperature coefficients	Pmpp -0,37 %/K Uoc -90,7 mV/K Isc +2,85 mA/K	Pmpp -0,32 %/K Uoc -0,25 %/K Isc +0,045 %/K
Maximum reverse current	15 A	20 A
Operating temperature	+85 °C to -40 °C	
Cable length	2 x 1000 mm	2 x 1150 mm
Bypass diodes	3 pieces	
Power guarantee	min. 99% in the first year, then max. linear reduction of 0.4% p.a. up to 30 years	
Product warranty	30 years	

Technical data		
Weight	frame: 21.50 kg	24 kg
Dimensions (HxWxD)	1680 x 1002 x 40 mm (3 mm)	1748 x 1143 x 40 mm (± 3 mm)
Optical design	Black anodized frame Backsheet: front black, back white	Black anodized ALPIN frame Backsheet: front black, back white
Glass specifications	Solar glass ESG 4.0 mm DEFLECT with high-strength anti-reflective coating	Solar glass ESG 4.0 mm with high-strength anti-reflective coating
Applicable standards	IEC 61215, Ed. 2 incl. extended, inhomogeneous load test according to SPF test basis up to 8000 Pa depending on installation situation, IEC 61730; IP 65	IEC1215 IEC61730 IP65
Extended hail test	Qualification for HW4	
Extended snow load release	up to 8000Pa depending on the installation situation	up to 6800Pa depending on the installation situation
Salt mist test	Min. 96 hours in a highly concentrated salt mist	
Ammonia resistance	1500 h at 750 ppm ammonia concentration	
Packaging configuration	24 modules/pallet, 720 modules/truck	26 modules/palett, 728 modules/truck

Alpine frame

- Particularly robust frame
- For use with increased snow loads
- Extended contact surface of the laminate, reinforced frame, improved constructive geometry

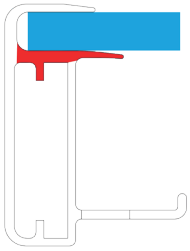

Optionally available: Backrails

(for 325 Wp Alpin)

- Stiffening of the frame for transverse mounting
- Highest load capacity, with backrails up to 8000 Pa according to SPF test specification with inhomogeneous snow load tested



325 Wp

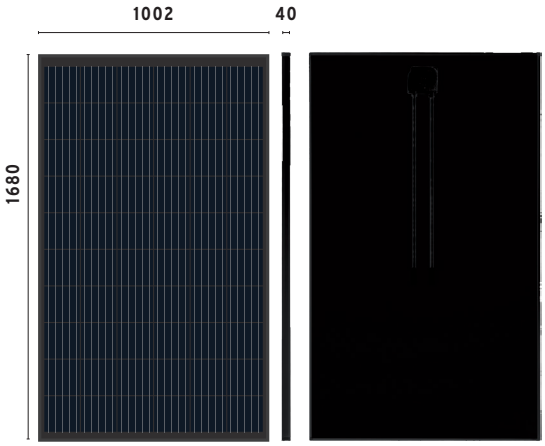

440 Wp

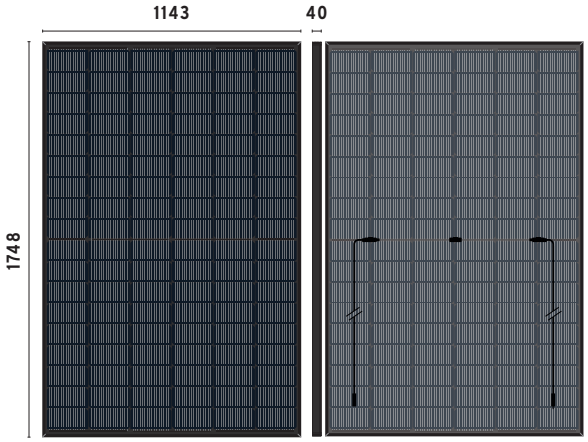

All dimensions in mm; tolerance 3 mm

Additional installation instructions to achieve 8000 Pa Snow load (on-roof - 325 Wp)

The customer shall be solely responsible for ensuring that the goods ordered and delivered are suitable for the customer's purposes. Any technical advice given by SONNENKRAFT ENERGY GmbH, whether verbal, in writing, by way of tests or in any other way, shall be given to the best of its knowledge, but without any warranty or liability, and special technical designs or special constructions may be subject to official approval. Obtaining such approval is the responsibility of the client or building owner. Any resulting changes to the design or additional services, in particular tests and proof of calculations, shall be borne by the client; we have not carried out or checked any project-related, static pre-dimensioning or the correct use of the glass in terms of glass technology. Measuring tolerance 3 %

This data sheet is not legally binding. The actual specifications and/or product features may differ. Subject to change without notice. Caution: Read the safety and installation instructions before using the product, before using the product. The currently valid warranty declarations and the general terms and conditions of SONNENKRAFT ENERGY GmbH apply upon purchase. Further details can be found on our website. 09-2025